

# Capture and Restraint of Small Mammals & Birds and Proper Handling Techniques

1


### Activity increases with age



Upright positions for feeding and stimulation  
Forelimb secured between fingers  
No pressure to chest area

4

### Handling Baby Mammals




You are brought a box containing baby squirrels you will now admit and examine.

How do you take the baby squirrels out of the box?  
What must you avoid doing?  
What should you watch for?  
What is the immediate concern?

2

### Handling Baby Opossums



Can you recognize when they are bluffing? Is it safe to reach in?

5

### Holding baby squirrels



Warmth and security most important  
Use soft blanket wrap

3

### Cradle gently and securely



Hold upright or on their stomachs

6


### Handling Baby Rabbits



How do you take baby bunnies out of a box?  
How do you hold baby bunnies to feed and stimulate? What are the dangers?

7

### Restraining Adult Mammals



How do you restrain an adult mammal for a physical exam

10

### Very carefully !



Sit at a table and use two hands for best control method

8

### Capturing Adult Mammals

Have all equipment ready to use for Catch-N-Carry



Gloves  
Towels  
Nets

Wear Shoes (not sandals)

11

### Don't let size fool you



Baby cottontails can jump!

9

### Restraining Adult Mammals



Cover the animal's head

12

### Restraining Adult Mammals



Best to have 2 people

13

### Restraining Adult Opossums



How do you restrain an opossum for a physical exam?

16

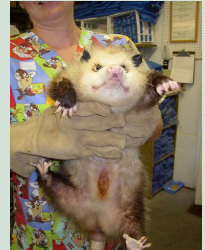
### Restraining Adult Mammals



What do you watch out for when examining a squirrel?

14

Watch out for both ends!



17

Keep control of the head



Squirrels have powerful jaws  
Use gloves and a towel for the back legs

15

Handling adults based on injury



18

### Restraining Adult Mammals



Hold opossums behind head

19

### Support the weight and control the feet



22

### Restraining Adult Rabbits



How do you pick up an adult cottontail?

20

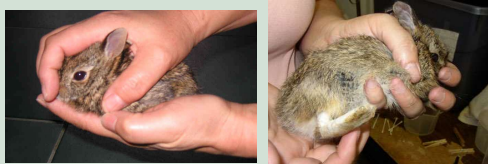
### Handling Songbirds



How do you pick up a fledgling or adult songbird?  
How do you hold songbirds to examine them?

23

### Restraining any size rabbit




Place one hand on head to prevent bolting  
Other hand supports hind legs and spine

21

### Gently cradle nestlings



Be careful of joints and quills



24

### Examining Adult Songbirds



25

### Caring for young birds



Do not hold nestlings to feed  
Use blunt tipped tweezers  
and get them to gape

28

### Handling Young Birds



Don't squeeze  
throat area



Support heavy bodies  
and use two hands

26

### Handling Waterfowl



How you hold depends upon size  
and if they will try to fly away

29

### Restraining Larger Birds

Hold wings to body and  
support underneath



Don't damage feathers

27

### Holding Ducklings



Don't let  
them fall

30

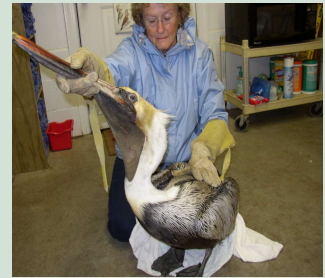
### Handling Geese



Control wings - pin to body

31

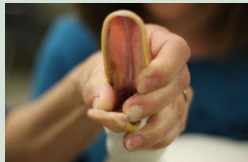
### Handling other water birds



34

### Handling Waterfowl


No teeth, but can nip hard



Muscovy Duck's sharp nails

32

### Watch out for sharp beaks!



35

### Handling Waterfowl



33

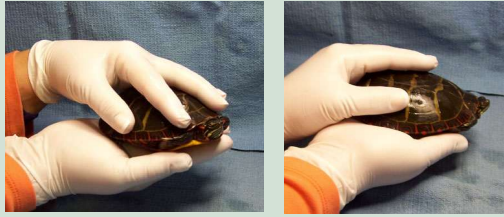
### Holding Turtles



How do you pick up a turtle?

36

### Holding Turtles



Keep upright and support underneath

37

The end

38