

Capture and
Restraint of Small
Mammals & Birds and
Proper Handling
Techniques

Handling Baby Mammals



You are brought a box containing baby squirrels you will now admit and examine.

How do you take the baby squirrels out of the box?
What must you avoid doing?
What should you watch for?
What is the immediate concern?

Holding baby squirrels



Warmth and security
most important

Use soft blanket wrap

Activity increases with age



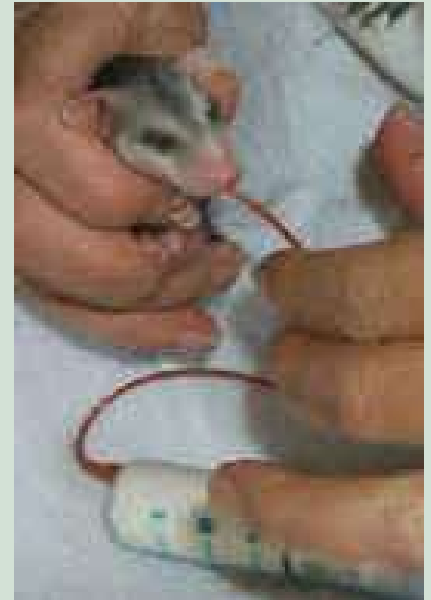
Upright positions for feeding and stimulation
Forelimb secured between fingers
No pressure to chest area

Handling Baby Opossums



Can you recognize when they are bluffing? Is it safe to reach in?

Cradle gently and securely



Hold upright or on their stomachs

Handling Baby Rabbits



How do you take baby bunnies out of a box?
How do you hold baby bunnies to feed and stimulate? What are the dangers?

Very carefully !



Sit at a table and use two hands
for best control method

Don't let size fool you



Baby cottontails can jump!

Restraining Adult Mammals



How do you restrain an adult mammal for a physical exam

Capturing Adult Mammals

Have all equipment ready to use for Catch-N-Carry



Gloves

Towels

Nets

Wear Shoes (not sandals)

Restraining Adult Mammals



Cover the animal's head

Restraining Adult Mammals



Best to have 2 people

Restraining Adult Mammals



What do you watch out for when examining a squirrel?

Keep control of the head



Squirrels have powerful jaws
Use gloves and a towel for the back legs

Restraining Adult Opossums



How do you restrain an opossum for a physical exam?

Watch out for both ends!



Handling adults based on injury



Restraining Adult Mammals



Hold opossums behind head

Restraining Adult Rabbits



How do you pick up an adult cottontail?

Restraining any size rabbit



Place one hand on head to prevent bolting
Other hand supports hind legs and spine

Support the weight and control the feet



Handling Songbirds



How do you pick up a fledgling or adult songbird?
How do you hold songbirds to examine them?

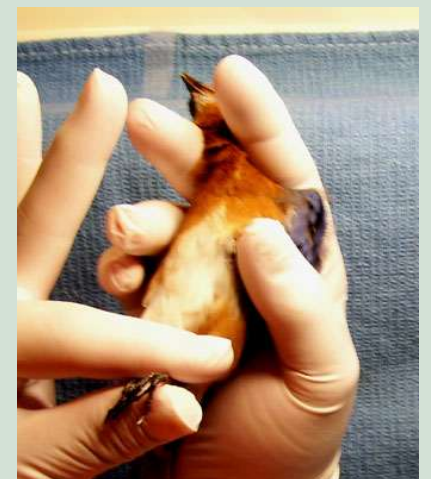
Gently cradle nestlings



Be careful of
joints and
quills



Examining Adult Songbirds



Handling Young Birds



Support heavy bodies
and use two hands

Don't squeeze
throat area



Restraining Larger Birds

Hold wings to body and support underneath



Don't damage feathers



Caring for young birds



Do not hold nestlings to feed
Use blunt tipped tweezers
and get them to gape

Handling Waterfowl



How you hold depends upon size
and if they will try to fly away

Holding Ducklings



Don't let
them fall



Handling Geese



Control wings
- pin to body

Handling Waterfowl

No teeth, but
can nip hard

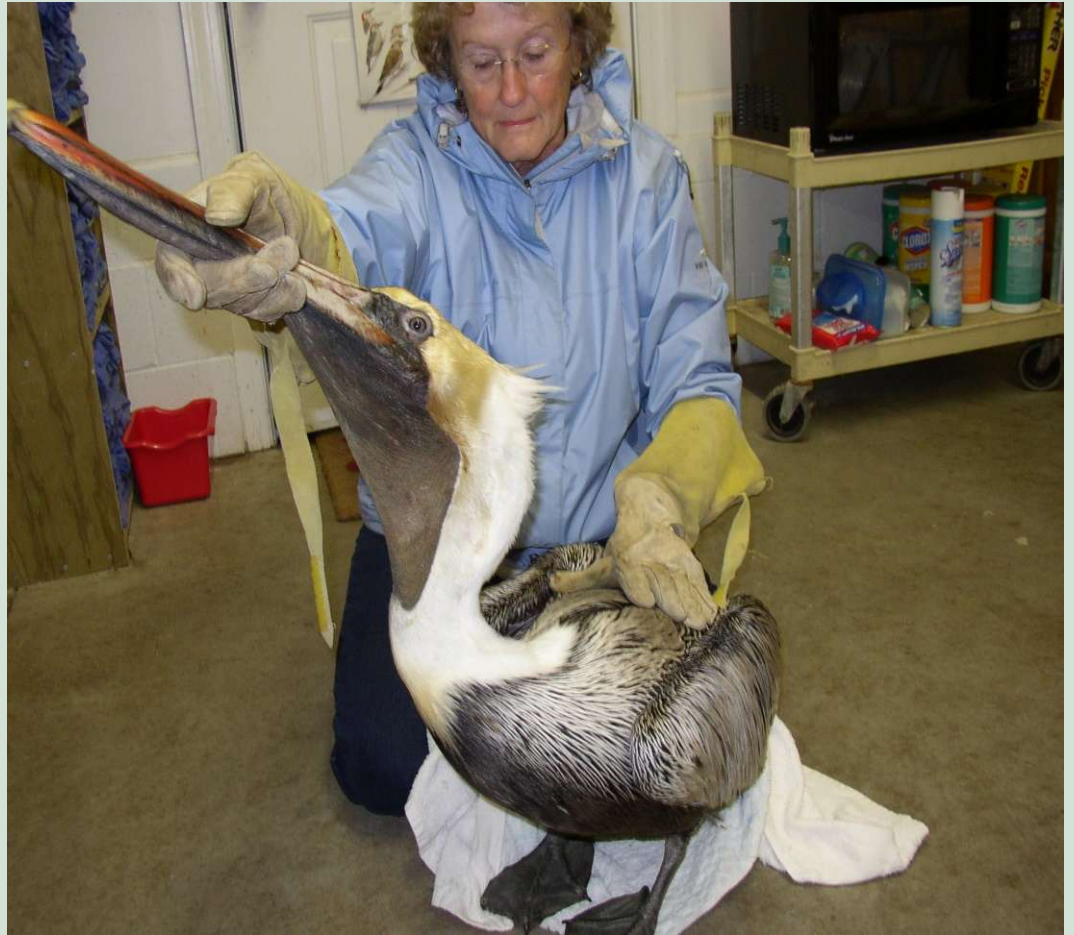


Muscovy Duck's
sharp nails

Handling Waterfowl



Handling other water birds



Watch out for sharp beaks!



Holding Turtles



How do you pick up a turtle?

Holding Turtles



Keep upright and support underneath

The end